



Parts Washer and Cleaning Solutions Since 1996

AUTOMATIC TOP LOAD HEAVY DUTY PARTS WASHER

Renegade Model TLT Dual 1615 Tumbler with 3 HP Wash Cycle Pump and 113 Gallon Sump Capacity




TLT Dual 1615 Tumbler Dimensions: Height: 49-1/4" inches; Width: 58-1/2" inches; Depth: 57" inches




Control Panel



Pump Motor



Heavy Duty Gear-Driven Dual Basket Assembly



Oil Skimmer and Low Water Safety

PRODUCT OVERVIEW

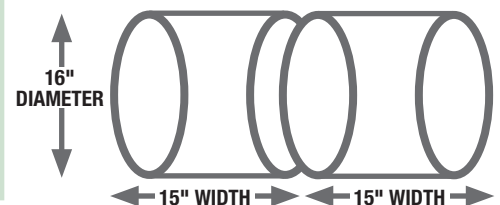
The Renegade TLT Dual 1615 Tumbler Automatic Top Load Heavy Duty Parts Washer is the aqueous cleaning and degreasing equipment solution for batches of small machined parts, fasteners, components, bolts, and nuts for screw machine industry and more. Dual gear-driven rotating cylinder baskets and spray nozzles clean parts of dirt, grease or lubricants in a high temperature and high pressure environment. Automation features include PLC Programmable Wash Cycle Timer & Heater Timer. Renegade Aqueous Parts Washers are designed to work with Renegade detergents for maximum cleaning without residue buildup.

STANDARD PRODUCT FEATURES AND BENEFITS

- 3 HP Wash Cycle Pump
- 9 KW @ 230V; 12 KW @ 460V
- 150 LB Load Capacity
- Sump Capacity - 113 Gallons
- Automatic Low Water Level Shut Down
- Gear Driven Basket for Durability
- Heavy Duty 11 Gauge Steel Construction
- Max Solution Temperature 185 degrees
- PLC Programmable Wash Cycle Timer
- Programmable 7 Day Timer for Heater and Oil Skimmer

WASH ZONE SPECS

150 LB. LOAD CAPACITY



TLT DUAL 1615 TUMBLER Rev. 10-2017



CALL: 800-774-7900
EMAIL: sales@renegadepartswashers.com





Parts Washer and Cleaning Solutions Since 1996

INDUSTRIAL APPLICATIONS

Aviation
Fabrication Parts Cleaning
Industrial Parts Cleaning
Machine Shop
Precision Machined Parts
Production Engine Shops
Production Machining Facilities
Remanufacturing Facilities
Screw Machine Facilities
Transmission Machine Shops

OPTIONS FOR THE RENEGADE 1615 TUMBLER

- Automatic Water Fill with Soap Injector
- Digital Temperature Readout
- Drain Kit, Includes Ball Valve and 50-foot Drain Hose
- Filtration
- Rinse to Drain
- Shop Air Blow Off
- Stainless Steel Construction
- Sump Sweep

RENEGADE PARTS WASHER DETERGENT

Renegade's history of providing parts washers solutions also includes a wide variety of **specially formulated soaps and detergents** for use in parts washer systems. Renegade's experience in the industry led to the development of special non-solvent based surfactants that are both environmentally safe and health conscious for your employees. Use Renegade low-foaming detergents to remove grease, soil, paint, corrosion, oil, and other contamination from parts' surfaces. Choose from manual or automatic detergents, degreasers, additives and hand cleaners. **Learn more and order now, call 800-774-7900 or go to Renegade at www.partwasher.net.**

RENEGADE PARTS WASHER HARDWARE AND SUPPLIES

As a full service parts washer solution provider, Renegade supports the maintenance and performance of your parts washer with a wide range of parts and supplies such as filter cartridges, baskets, brushes, and hoses. **Learn more and order now, call 800-774-7900 or go to Renegade at www.partwasher.net.**

ABOUT RENEGADE PARTS WASHERS

Manufactured by **Service Line, Inc., Renegade Parts Washers and Renegade I-Series Industrial Parts Washers** are the ultimate aqueous cleaning & degreasing equipment solution designed to efficiently clean parts and components in a wide variety of industrial applications in both general repair cleaning and industrial high volume production cell operations.

Since 1996, our industry experience has led to innovations in automatic and manual top load, front load and turntable parts washers, along with exclusive developments in parts washer detergents. Renegade Parts Washers offers fast lead times, quality service, support and custom designed parts washer configurations with our Clean Spec Consulting Services. Renegade customers include small manufacturers and prominent Fortune 500 companies.

CONFIGURATIONS FOR THE RENEGADE TLT DUAL 1615 TUMBLER

MODEL	CONSTRUCTION	DESCRIPTION	PUMP	HEATER	VOLTAGE/PHASE
TLT DUAL 1615	MILD STEEL	MS - 230V -1PH - 1HP - 9 KW	3 HP	9 KW	230V / 1PH
TLT DUAL 1615	MILD STEEL	MS - 230V - 3PH - 1HP - 9 KW	3 HP	9 KW	230V / 3PH
TLT DUAL 1615	MILD STEEL	MS - 460V - 3PH - 1HP - 12 KW	3 HP	12KW	460V / 3PH
TLT DUAL 1615	STAINLESS STEEL	SS - 230V -1PH - 1HP - 9 KW	3 HP	9 KW	230V / 1PH
TLT DUAL 1615	STAINLESS STEEL	SS - 230V - 3PH - 1HP - 9 KW	3 HP	9 KW	230V / 3PH
TLT DUAL 1615	STAINLESS STEEL	SS - 460V - 3PH - 1HP - 12 KW	3 HP	12KW	460V / 3PH

TLT DUAL 1615 TUMBLER Rev. 10-2017



CALL: 800-774-7900
EMAIL: sales@renegadepartswashers.com

